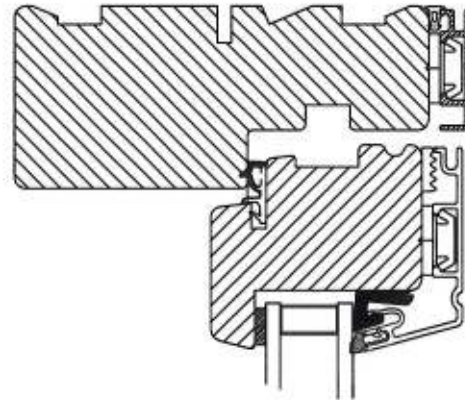
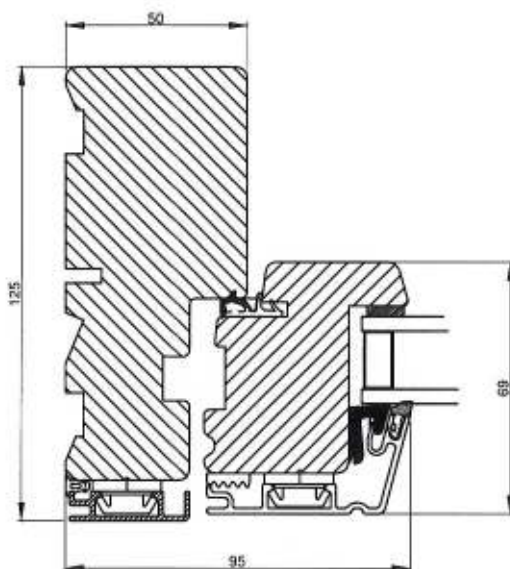


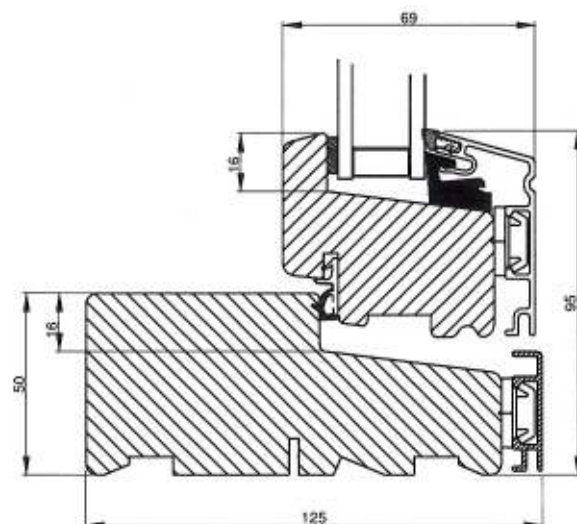
**Topkarm og ramme**



**Sidekarm og ramme**

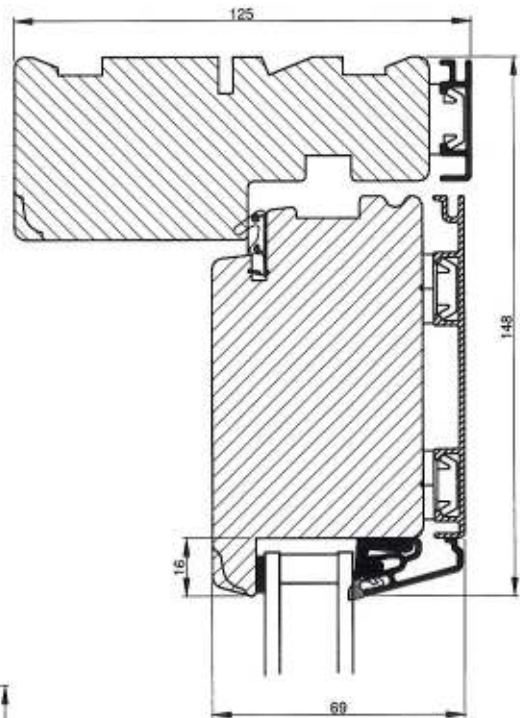


**Bundkarm og ramme**

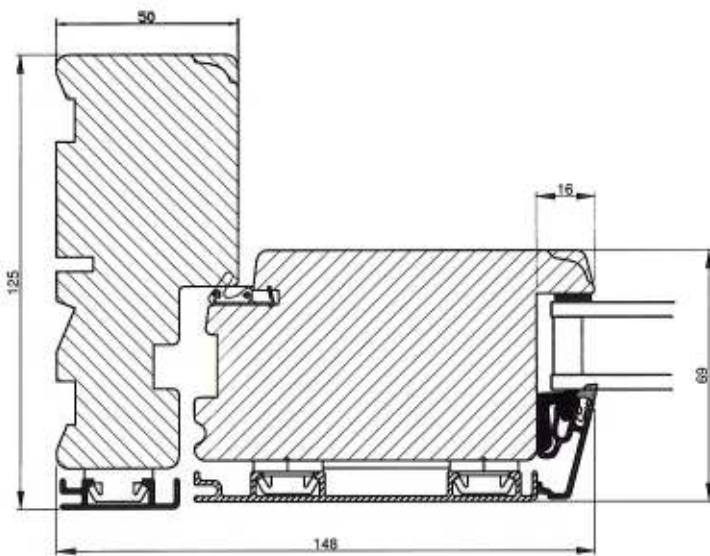


Type: <b>GLASMONTAGE</b>		Tegnet af: Made by: <b>CHB</b>	Date: Date: <b>29-10-10</b>
DK: <b>Udadgående vindue</b>	Mål: Scale: <b>1:2</b>	Kontroleret af: Controlled by:	Date: Date:
UK: <b>Outgoing window</b>		Rev. nr: <b>01</b>	Side: Page: <b>02</b>

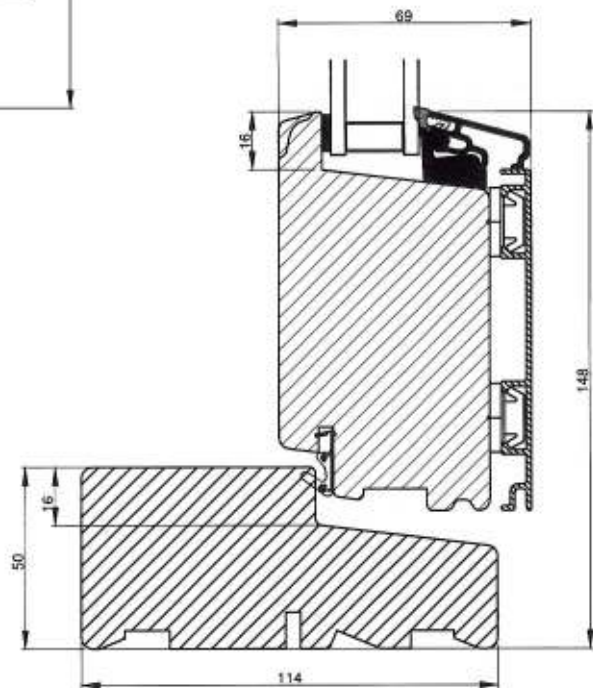
**Topkarm og ramme**



**Sidekarm og ramme**

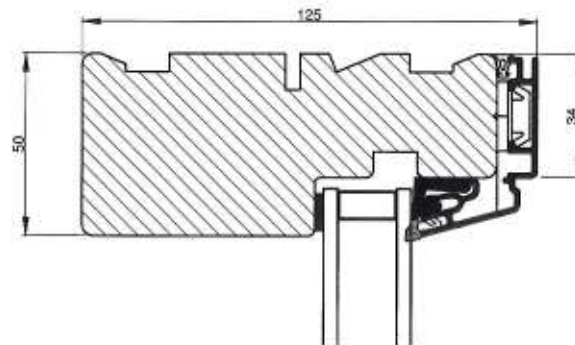


**Bundkarm og ramme**

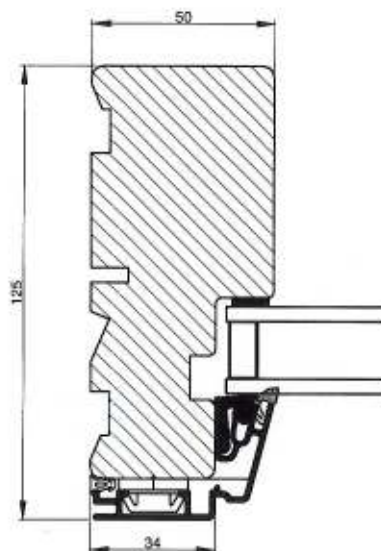


Type: <b>GLASMONTAGE</b>		Tegnet af: Made by: <b>CHB</b>	Date: Date: <b>29-10-10</b>
DK: <b>Udadgående dør</b>	Mål: Scale: <b>1:2</b>	Kontrolleret af: Controlled by:	Date: Date:
UK: <b>Outgoing door</b>		Rev. nr: <b>01</b>	Side: Page: <b>03</b>

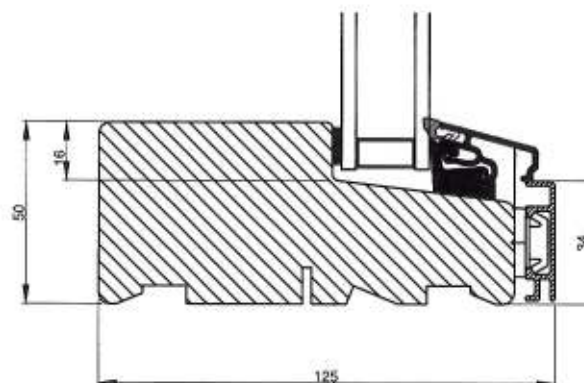
**Topkarm med fast glas**



**Sidekarm med fast glas**

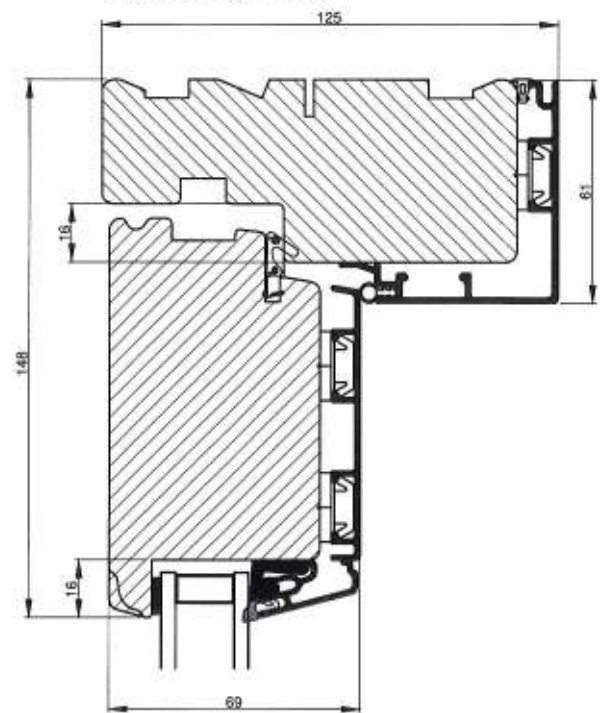


**Bundkarm med fast glas**

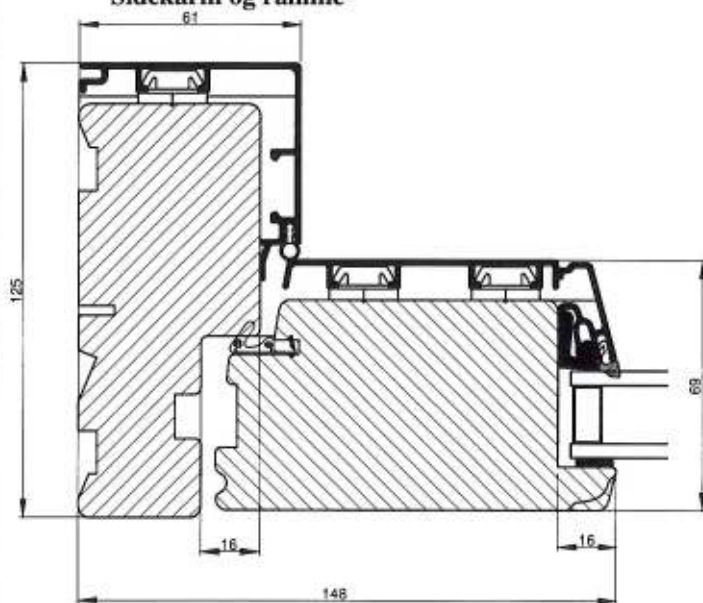


Type: <b>GLASMONTAGE</b>		Tegnet af: Made by: <b>CHB</b>	Dato: Date: <b>28-10-10</b>
DK: <b>Fast karm</b>	Målt: Scale:	Kontrolleret af: Controlled by:	Dato: Date:
UK: <b>Fixed frame</b>	<b>1:2</b>	Rev. nr: <b>01</b>	Side: Page: <b>01</b>

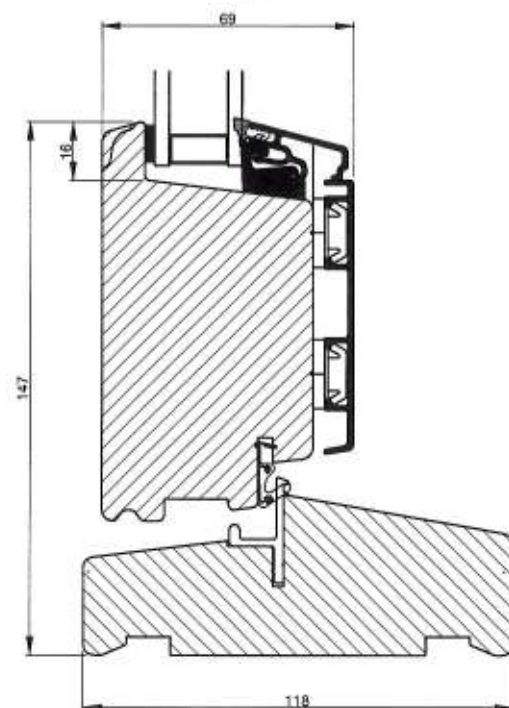
**Topkarm og ramme**



**Sidekarm og ramme**



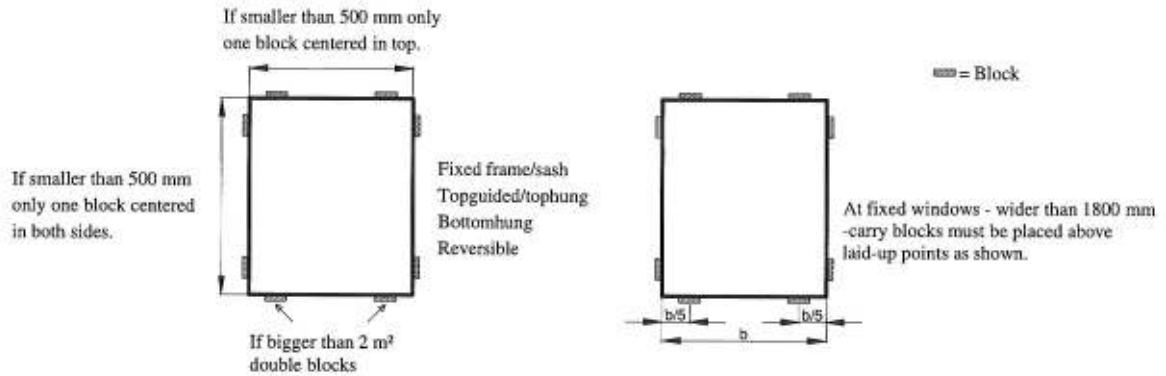
**Bundkarm og ramme**



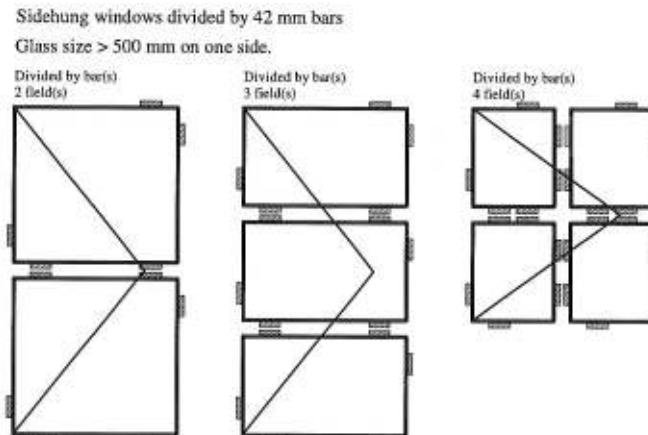
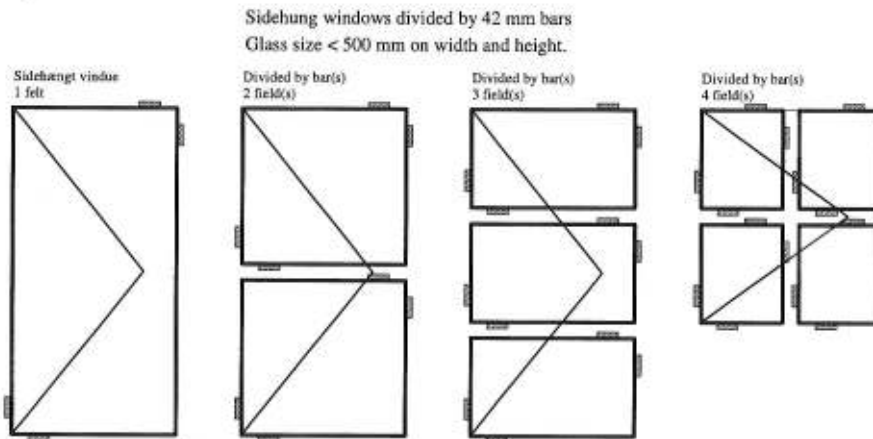
Type: <b>GLASMONTAGE</b>		Tegnet af: Made by: <b>CHB</b>	Date: Date: <b>29-10-10</b>
DK: <b>Indadgående dør</b>	Mål: Scale: <b>1:2</b>	Kontrolleret af: Controlled by:	Date: Date:
UK: <b>Ingoing door</b>		Rev. nr: <b>01</b>	Side: Page: <b>04</b>



## Windows



## Sidehung windows



Distance from edge of glass 40-50 mm.  
Blocs must not cover ventilation holes.

### Mounting of glass blocks drawn intended on GS certification

Type:	<b>GLASMONTAGE</b>	Tegnet af: Made by:	<b>CHB</b>	Dato: Date:	<b>29-10-10</b>
DK: Placering af glasklodser	Mål: Scale:	Kontrolleret af: Controlled by:		Dato: Date:	
UK: Placement of glass blocks	<b>1:2</b>	Rev. nr:	<b>01</b>	Side: Page:	<b>05</b>

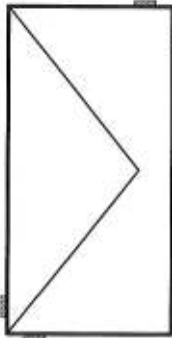
# Doors

## Sidehung doors

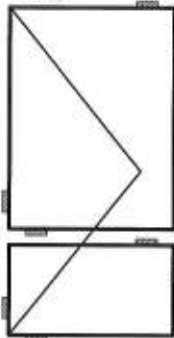
☐ = Block

Sidehung doors divided by 42 mm bar(s)  
Glass size < 500 mm on width and height.

Sidehung door  
1 field



Divided by midrail  
2 field(s)



Divided by bar(s)  
3 field(s)




Divided by bar(s)  
6 field(s)



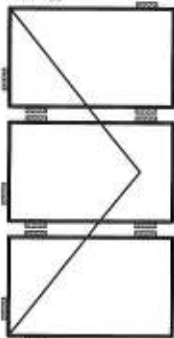
Fixed door sashes and sashes for  
sideparties as fixed windows. (Page 1)

1 field




Sidehung doors divided by 42 mm bar(s)  
Glass size > 500 mm on one side.

Divided by bar(s)  
3 field(s)



Divided by bar(s)  
6 field(s)



Distance from edge of glass 40-50 mm.  
Blocs must not cover ventilation holes.

Type:	<b>GLASMONTAGE</b>	Tegnet af: Made by:	<b>CHB</b>	Dato: Date:	<b>29-10-10</b>
DK: Placering af glasklodser	Mål: Scale:	Kontrolleret af: Controlled by:		Dato: Date:	
UK: Placement of glass blocks	<b>1:2</b>	Rev. nr:	<b>01</b>	Side: Page:	<b>06</b>